

RISSET: Jurnal Aplikasi Ekonomi Akuntansi dan Bisnis
e-ISSN: 2656-7113

=====

Pedoman Pengiriman (*Submit*) Artikel Bagi Penulis

1. Klik: <http://ejournal.stiekesatuan.ac.id>
2. Klik “Register” yang terdapat di sudut kanan atas
3. Isi dengan lengkap profil penulis

Profile

First Name *

Middle Name

Last Name *

Affiliation *

Country *

4. Isikan menu login akun dan checklist opsi yang tersedia (opsi ketiga di-checklist jika anda bersedia menjadi reviewer di jurnal RISET. Setelah terisi dengan lengkap, selanjutnya klik “Register”

Login

*Email **

*Username **

*Password **

*Repeat password **

Yes, I agree to have my data collected and stored according to the [privacy statement](#).

Yes, I would like to be notified of new publications and announcements.

Yes, I would like to be contacted with requests to review submissions to this journal.

[Login](#)

5. Konfirmasi registrasi telah berhasil dilakukan

[CURRENT](#) [ARCHIVES](#) [ANNOUNCEMENTS](#) [ADDITIONAL MENU](#) ▾ [ABOUT](#) ▾

[HOME](#) / Registration complete

Thanks for registering! What would you like to do next?

- [View Submissions](#)
- [Make a New Submission](#)
- [Edit My Profile](#)
- [Continue Browsing](#)

Keterangan

- Klik “**View Submissions**” jika anda ingin melihat artikel yang telah di-submit, progress dari review hingga keputusan penerimaan/penolakan dari Redaksi.
- Klik “**Make a New Submission**” jika anda ingin langsung mengunggah/ Submit artikel ke jurnal RISET.
- Klik “**Edit My Profile**” jika mau meng-edit profil anda di web e-journal RISET
- Klik “**Continue Browsing**” jika masih ingin menjelajahi web e-journal RISET terlebih dahulu

6. Submit artikel

Submit an Article

1. Start 2. Upload Submission 3. Enter Metadata 4. Confirmation 5. Next Steps


Submission Requirements

You must read and acknowledge that you've completed the requirements below before proceeding.

- The submission has not been previously published, nor is it before another journal for consideration (or an explanation has been provided in Comments to the Editor).
- The submission file is in OpenOffice, Microsoft Word, or RTF document file format.
- Where available, URLs for the references have been provided.
- The text is single-spaced; uses a 12-point font; employs italics, rather than underlining (except with URL addresses); and all illustrations, figures, and tables are placed within the text at the appropriate points, rather than at the end.
- The text adheres to the stylistic and bibliographic requirements outlined in the Author Guidelines.

Beri checklist pada opsi yang tersedia

Comments for the Editor



Yth. Editor Jurnal Riset

Bersama ini kami sampaikan artikel kami untuk dapat ditelaah dan dipublikasikan pada Jurnal Riset. Terimakasih

Corresponding Contact

- Yes, I would like to be contacted about this submission.
- Yes, I agree to have my data collected and stored according to the [privacy statement](#).

Jika anda hendak memberikan pengantar kepada editor, tuliskan komentar anda, lalu beri checklist pada opsi yang tersedia, selanjutnya klik “Save and Continue”.

7. Upload/unggah artikel

Upload Submission File ✕

1. Upload File 2. Review Details 3. Confirm

Article Component *

Article Text ▾



Drag and drop a file here to begin upload Upload File

Continue Cancel

Upload Submission File ✕

1. Upload File 2. Review Details 3. Confirm

aamrulloh, Amrulloh.doc [Edit](#)

 doc  284KB

Continue Cancel

Upload Submission File ✕

1. Upload File 2. Review Details 3. Confirm

File Added

Add Another File

Complete Cancel

Tampilan e-journal Riset ketika file artikel anda telah berhasil terunggah. Selanjutnya klik “Save and Continue”

Submit an Article

1. Start 2. Upload Submission 3. Enter Metadata 4. Confirmation 5. Next Steps

Submission Files Q Search Upload File

▶ 9-1 aamrulloh, Amrulloh.doc Article Text

[Save and continue](#) [Cancel](#)

8. Berikan keterangan “METADATA” Judul, Sub-judul, Abstrak, daftar nama penulis (Perhatikan urutannya)

Submit an Article

1. Start 2. Upload Submission 3. Enter Metadata 4. Confirmation 5. Next Steps

Prefix **Title ***

Examples: A, The

Subtitle

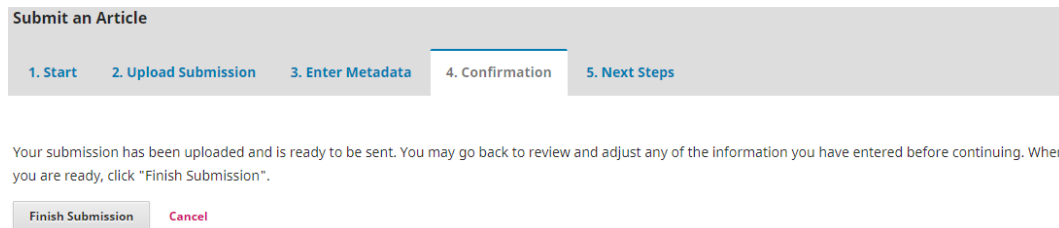
The optional subtitle will appear after a colon (:), following the main title.

Abstract *

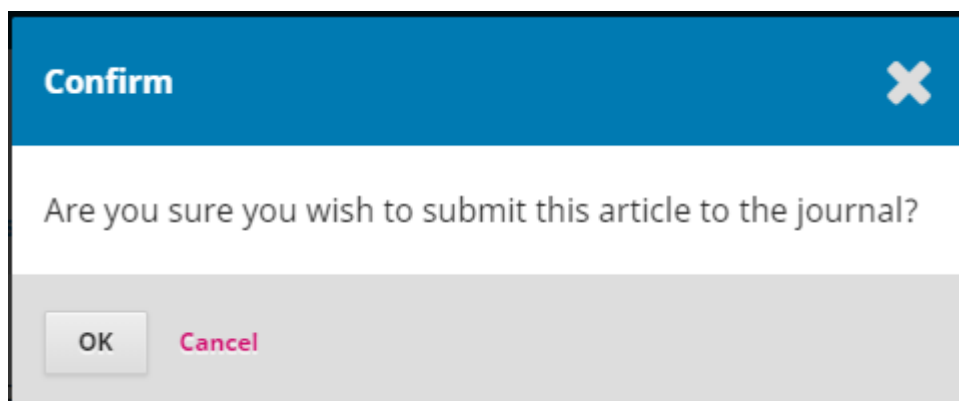
List of Contributors

Name	E-mail
▶ Rita Juliana	rita.juliana@unh.edu

9. Konfirmasi pengiriman, klik “Finish Submission”



10. Klik “OK”



11. Proses pengiriman artikel/Submission selesai.

Submission complete

Thank you for your interest in publishing with Jurnal Riset.

What Happens Next?

The journal has been notified of your submission, and you've been emailed a confirmation for your records. Once the editor has reviewed the submission, they will contact you.

For now, you can:

- [Review this submission](#)
- [Create a new submission](#)
- [Return to your dashboard](#)

=== TERIMA KASIH ===

RISET: Jurnal Aplikasi Ekonomi Akuntansi dan Bisnis
e-ISSN: 2656-7113